


BOLD



RUBY RED

PL:7



RED

PL:7



MAGENTA

PL:7




AMETHYST
PURPLE

PL:7



INDIGO

PL:7




SAPPHIRE
BLUE

PL:7




COBALT
BLUE

PL:7




KELLY
GREEN

PL:8



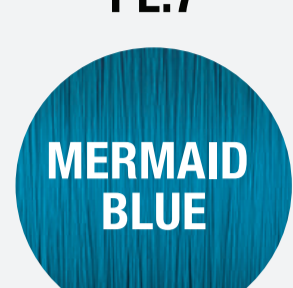
TRUE BLUE

PL:8



PEACOCK
GREEN

PL:9



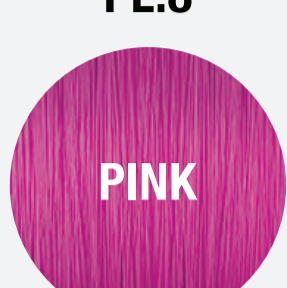
MERMAID
BLUE

PL:9



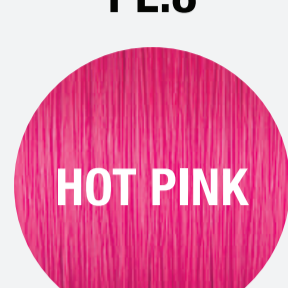
ORCHID

PL:9



PINK

PL:9



HOT PINK

PL:9




YELLOW

PL:9



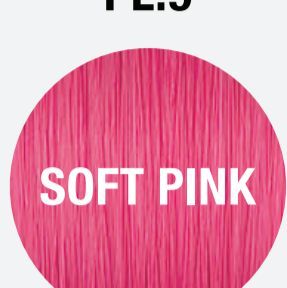
LIMELIGHT

PL:9



AQUA
FLOW

PL:9




SOFT PINK

PL:10



LIGHT
PURPLE

PL:10



TITANIUM

PL:9

METALLIC



METALLIC
MAUVE
QUARTZ

PL:10



METALLIC
PEWTER


PL:10



METALLIC
VIOLET

PL:10

POWER PASTELS



ROSE

PL:10



LILAC

PL:10

PEARL PASTELS



ROSE GOLD

PL:7



SILVER ICE

PL:10



VIOLET
PEARL


PL:10



BLUSH

PL:10

LOVE AURA



TRUE LAV

PL:9



PERI-WINK

PL:9



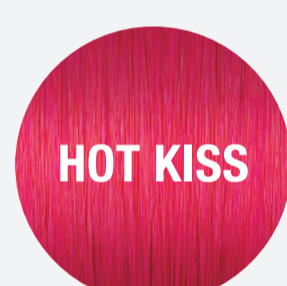
PASSION
BERRY

PL:8



MAUVE
AMOUR

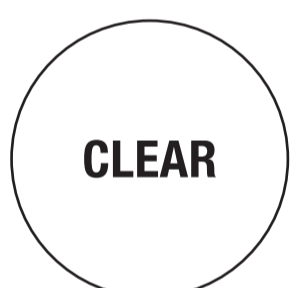
PL:9



HOT KISS

PL:8

+CLEAR MIXER



CLEAR

MIXOLOGY

CUSTOM FORMULAS

 <p>ROSE PEARL</p>	 <p>SILVER ICE</p>  <p>SILVER ICE</p>  <p>SILVER ICE</p>	<p>3 PARTS SILVER ICE + 1 PART ROSE GOLD</p>
 <p>PEARL ICE</p>	 <p>SILVER ICE</p>  <p>BLUSH</p>  <p>ROSE GOLD</p>  <p>VIOLET PEARL</p>	<p>3 PARTS SILVER ICE + 1 PART BLUSH + 1 PART VIOLET PEARL + 1 PART ROSE GOLD</p>
 <p>SHAMROCK</p>	 <p>PEACOCK GREEN</p>  <p>PEACOCK GREEN</p>  <p>YELLOW</p>  <p>KELLY GREEN</p>	<p>2 PARTS PEACOCK GREEN + 1 PART KELLY GREEN + 1 PART YELLOW</p>
 <p>ARCTIC</p>	 <p>MERMAID BLUE</p>  <p>CLEAR</p>  <p>TRUE BLUE</p>  <p>CLEAR</p>  <p>CLEAR</p>	<p>3 PARTS CLEAR + 1 PART MERMAID BLUE + ½ PART TRUE BLUE</p>
 <p>TULIP</p>	 <p>LILAC</p>  <p>ROSE</p>  <p>ROSE</p>	<p>1 PART LILAC + 2 PARTS ROSE</p>
 <p>SWEET NECTAR</p>	 <p>SOFT PINK</p>  <p>MAUVE QUARTZ</p>	<p>1 PART SOFT PINK + 1 PART HOT PINK</p>
 <p>ELECTRIC GRAPE</p>	 <p>PINK</p>  <p>PINK</p>  <p>LIGHT PURPLE</p>	<p>1 PART LIGHT PURPLE + 2 PARTS PINK</p>
 <p>TECHNO VIOLET</p>	 <p>SAPPHIRE BLUE</p>  <p>INDIGO</p>  <p>INDIGO</p>	<p>1 PART SAPPHIRE BLUE + 2 PARTS INDIGO</p>



HOW-TO

Color Intensity Eraser can be mixed with water, Veroxide®, or LumiShine® developer.



COLOR ERASER USER GUIDE

MIXTURE		BEFORE	AFTER
Eraser + Water (H ₂ O)	Direct Dyes that are almost completely faded or for muted/pastel shades.		
Eraser + 10 Volume	Direct Dyes that are partially faded or are mid-level/semi-saturated shades.		
Eraser + 20 Volume	Direct Dyes that are fairly recent/fresh or are a deep, vibrant, or red shade.		

COLOR ERASER USER GUIDE


WATER



10 VOLUME (3%)



20 VOLUME (6%)



Color Intensity Eraser can be mixed with water, Veroxide®, or LumiShine® developer.

STEP 1

Mix

COLOR INTENSITY ERASER

in a

1:2 RATIO

- 1 part Color Intensity Eraser
- 2 parts H2O, 5 (1.5%), 10 (3%), or 20 (6%) Volume developers

STEP 2

Using a color brush,

**APPLY ONLY TO HAIR THAT
HAS BEEN PRELIGHTENED
AND TREATED**

with direct dyes or
semi-permanent haircolor.

STEP 3

Process for

**UP TO 30 MINUTES AT
ROOM TEMPERATURE,**

checking every

2-5 MINUTES

until desired result is achieved.

STEP 4

Thoroughly rinse

COLOR INTENSITY ERASER

from hair, then shampoo with

K-PAK® COLOR THERAPY™

until water runs clear.

STEP 5

Follow with

K-PAK CUTICLE SEALER

(optional) and

K-PAK COLOR THERAPY

CONDITIONER.